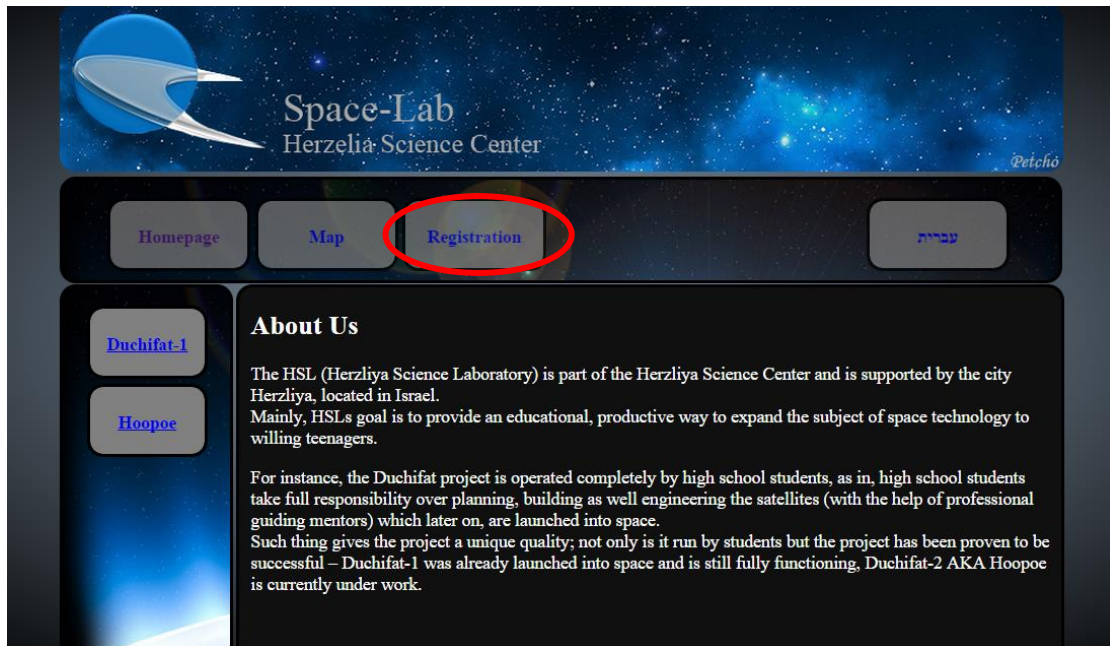
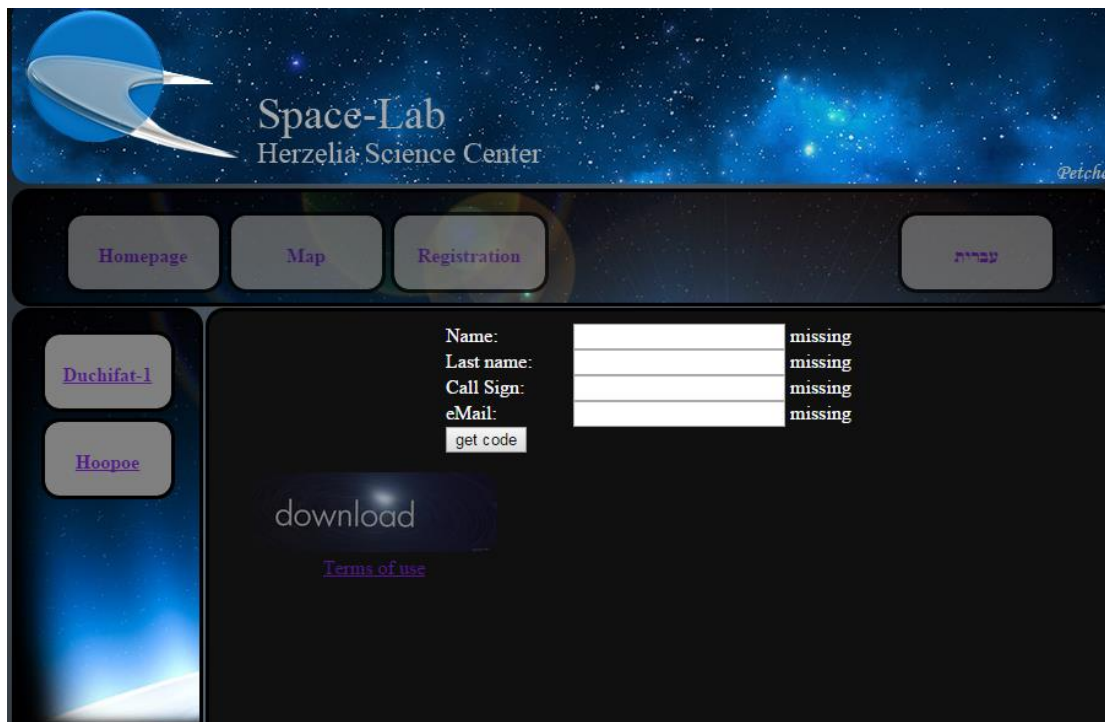


1. Home site of DUCHIFAT1: www.h-space-lab.org . Click on **Registration**



2. A new registration form:



3. Fill the registration form, shown here before clicking on "get code"

The screenshot shows the registration form for Space-Lab Herzeliya Science Center. The form fields are as follows:

Name:	merc az	missing
Last name:	madaim	missing
Call Sign:	4x4hsc-9	missing
eMail:	merc az.madaim@gmail.com	missing

Below the form is a "get code" button, which is circled in red. Other elements on the page include navigation buttons for "Homepage", "Map", "Registration", and "עברית", and side buttons for "Duchifat-1" and "Hoopoe".

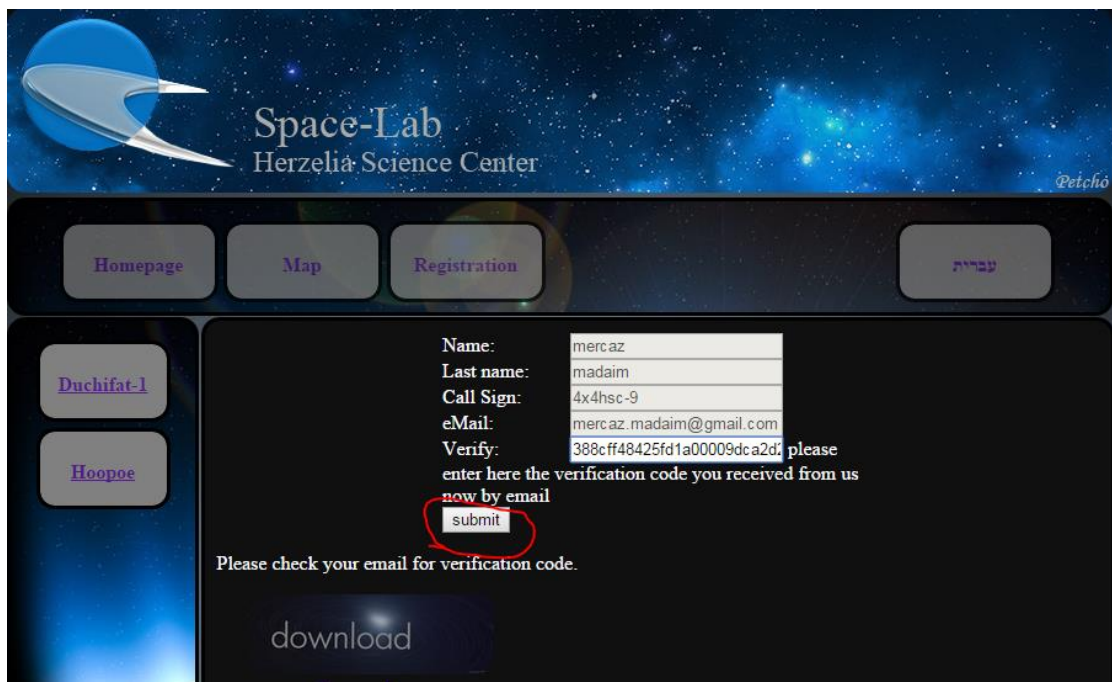
4. Filled registration form after clicking on "get code". An email with verification code is sent to you by now

The screenshot shows the registration form after clicking "get code". The form fields are as follows:

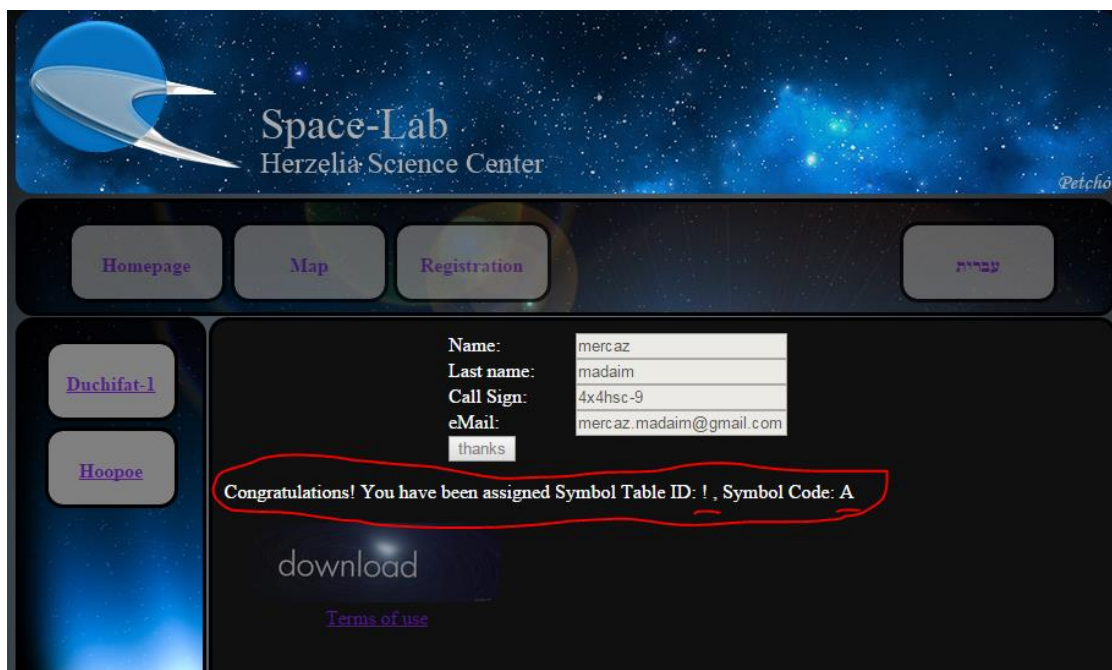
Name:	merc az
Last name:	madaim
Call Sign:	4x4hsc-9
eMail:	merc az.madaim@gmail.com
Verify:	

Below the form is a "submit" button. The text "Please check your email for verification code." is displayed. Other elements on the page are the same as in the previous screenshot.

5. After copying the code from the email, before clicking "submit":



6. and after clicking submit:



A 2nd email is sent with the above "Symbol Table ID" and "Symbol Code" characters. These characters should be entered into your COMPRESSED APRS generator, like the Byonics TinyTrak4 that we have tested, for which a detailed instructions documents called **Configuring TT4 Explanation.doc** is available at the site